

Hope Dashboard

Aug 1, 2020 - Aug 31, 2020
Compare to: Jul 1, 2020 - Jul 31, 2020

All Users
+0.00% Sessions

Unique Visitors

Aug 1, 2020 - Aug 31, 2020

711
% of Total: 100.00% (711)



Jul 1, 2020 - Jul 31, 2020

760
% of Total: 100.00% (760)



Organic Searches

Aug 1, 2020 - Aug 31, 2020

346
% of Total: 100.00% (346)



Jul 1, 2020 - Jul 31, 2020

379
% of Total: 100.00% (379)



Avg. Time on Page

Aug 1, 2020 - Aug 31, 2020

00:01:14
Avg for View: 00:01:14 (0.00%)



Jul 1, 2020 - Jul 31, 2020

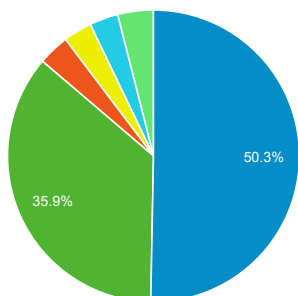
00:01:25
Avg for View: 00:01:25 (0.00%)



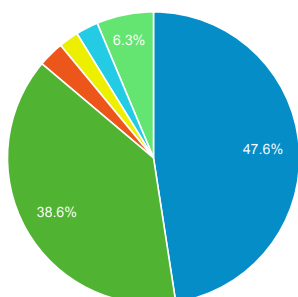
Visits by Browser

Chrome Safari Edge
Firefox Samsung Internet
Other

Aug 1, 2020 - Aug 31, 2020



Jul 1, 2020 - Jul 31, 2020



Bounce Rate

Aug 1, 2020 - Aug 31, 2020

45.94%
Avg for View: 45.94% (0.00%)



Jul 1, 2020 - Jul 31, 2020

41.17%
Avg for View: 41.17% (0.00%)



Unique PageViews

Aug 1, 2020 - Aug 31, 2020

1,990
% of Total: 100.00% (1,990)



Jul 1, 2020 - Jul 31, 2020

2,163
% of Total: 100.00% (2,163)



New Visits

Aug 1, 2020 - Aug 31, 2020

711
% of Total: 100.00% (711)



Jul 1, 2020 - Jul 31, 2020

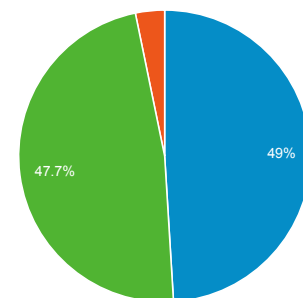
760
% of Total: 100.00% (760)



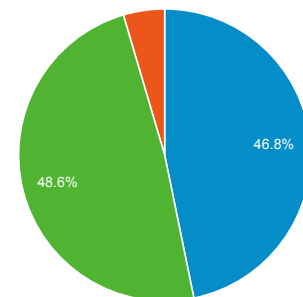
Unique Visitors by Traffic Type

direct organic referral

Aug 1, 2020 - Aug 31, 2020



Jul 1, 2020 - Jul 31, 2020



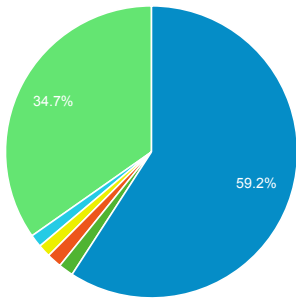
Unique Visitors by Source

Source	Users
(direct)	
Aug 1, 2020 - Aug 31, 2020	380
Jul 1, 2020 - Jul 31, 2020	379
% Change	0.26%
google	
Aug 1, 2020 - Aug 31, 2020	334
Jul 1, 2020 - Jul 31, 2020	356
% Change	-6.18%
bing	
Aug 1, 2020 - Aug 31, 2020	26
Jul 1, 2020 - Jul 31, 2020	29
% Change	-10.34%
garlandtx.gov	
Aug 1, 2020 - Aug 31, 2020	6
Jul 1, 2020 - Jul 31, 2020	7
% Change	-14.29%
yahoo	

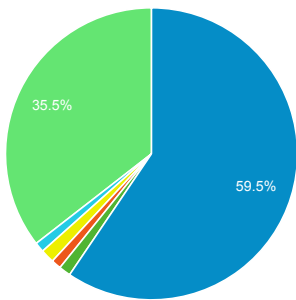
Unique Visitors by Mobile (Including...

- Apple iPhone
- LG LM-Q720 Stylo 5
- Samsung SM-A205U Galaxy A20
- Samsung SM-A102U Galaxy A10e
- Samsung SM-N960U Galaxy Note9
- Other

Aug 1, 2020 - Aug 31, 2020



Jul 1, 2020 - Jul 31, 2020



Unique Visitors by Page

Page	Users
/	
Aug 1, 2020 - Aug 31, 2020	653
Jul 1, 2020 - Jul 31, 2020	722
% Change	-9.56%
/services/	
Aug 1, 2020 - Aug 31, 2020	299
Jul 1, 2020 - Jul 31, 2020	320
% Change	-6.56%
/patient-applications-2/	
Aug 1, 2020 - Aug 31, 2020	171
Jul 1, 2020 - Jul 31, 2020	201
% Change	-14.93%
/contact/	
Aug 1, 2020 - Aug 31, 2020	129
Jul 1, 2020 - Jul 31, 2020	146
% Change	-11.64%
/directors-staff/	
Aug 1, 2020 - Aug 31, 2020	80
Jul 1, 2020 - Jul 31, 2020	76
% Change	5.26%
/patient-resources/	
Aug 1, 2020 - Aug 31, 2020	71
Jul 1, 2020 - Jul 31, 2020	64

Aug 1, 2020 - Aug 31, 2020	6
Jul 1, 2020 - Jul 31, 2020	10
% Change	-40.00%
needymeds.org	
Aug 1, 2020 - Aug 31, 2020	5
Jul 1, 2020 - Jul 31, 2020	5
% Change	0.00%
duckduckgo	
Aug 1, 2020 - Aug 31, 2020	3
Jul 1, 2020 - Jul 31, 2020	1
% Change	200.00%
texascommunitypartnerprogram.com	
Aug 1, 2020 - Aug 31, 2020	3
Jul 1, 2020 - Jul 31, 2020	2
% Change	50.00%
l.facebook.com	
Aug 1, 2020 - Aug 31, 2020	2
Jul 1, 2020 - Jul 31, 2020	1
% Change	100.00%
m.facebook.com	
Aug 1, 2020 - Aug 31, 2020	2
Jul 1, 2020 - Jul 31, 2020	5
% Change	-60.00%

% Change	10.94%
/about/	
Aug 1, 2020 - Aug 31, 2020	43
Jul 1, 2020 - Jul 31, 2020	47
% Change	-8.51%
/volunteer/	
Aug 1, 2020 - Aug 31, 2020	43
Jul 1, 2020 - Jul 31, 2020	44
% Change	-2.27%
/texas-benefits-page-1/	
Aug 1, 2020 - Aug 31, 2020	33
Jul 1, 2020 - Jul 31, 2020	32
% Change	3.12%
/medical-resouces/	
Aug 1, 2020 - Aug 31, 2020	31
Jul 1, 2020 - Jul 31, 2020	40
% Change	-22.50%