

Hope Dashboard

Oct 1, 2020 - Oct 31, 2020
Compare to: Sep 1, 2020 - Sep 30, 2020

All Users
+0.00% Sessions

Unique Visitors

Oct 1, 2020 - Oct 31, 2020

1,188
% of Total: 100.00% (1,188)



Sep 1, 2020 - Sep 30, 2020

837
% of Total: 100.00% (837)



Organic Searches

Oct 1, 2020 - Oct 31, 2020

400
% of Total: 100.00% (400)



Sep 1, 2020 - Sep 30, 2020

407
% of Total: 100.00% (407)



Avg. Time on Page

Oct 1, 2020 - Oct 31, 2020

00:01:44
Avg for View: 00:01:44 (0.00%)



Sep 1, 2020 - Sep 30, 2020

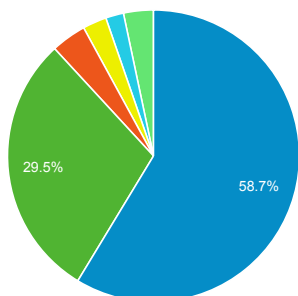
00:01:20
Avg for View: 00:01:20 (0.00%)



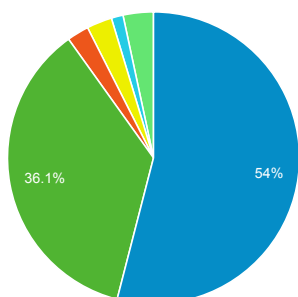
Visits by Browser

Chrome Safari
Internet Explorer Edge
Firefox Other

Oct 1, 2020 - Oct 31, 2020



Sep 1, 2020 - Sep 30, 2020



Bounce Rate

Oct 1, 2020 - Oct 31, 2020

54.90%
Avg for View: 54.90% (0.00%)



Sep 1, 2020 - Sep 30, 2020

48.32%
Avg for View: 48.32% (0.00%)



Unique PageViews

Oct 1, 2020 - Oct 31, 2020

2,533
% of Total: 100.00% (2,533)



Sep 1, 2020 - Sep 30, 2020

2,008
% of Total: 100.00% (2,008)



New Visits

Oct 1, 2020 - Oct 31, 2020

1,188
% of Total: 100.00% (1,188)



Sep 1, 2020 - Sep 30, 2020

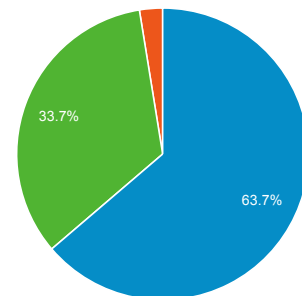
837
% of Total: 100.00% (837)



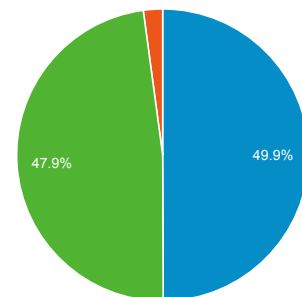
Unique Visitors by Traffic Type

direct organic referral

Oct 1, 2020 - Oct 31, 2020



Sep 1, 2020 - Sep 30, 2020



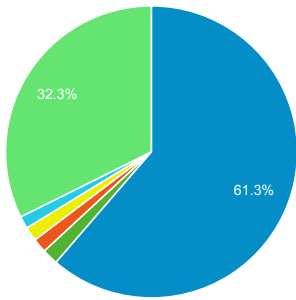
Unique Visitors by Source

Source	Users
(direct)	
Oct 1, 2020 - Oct 31, 2020	798
Sep 1, 2020 - Sep 30, 2020	446
% Change	78.92%
google	
Oct 1, 2020 - Oct 31, 2020	396
Sep 1, 2020 - Sep 30, 2020	400
% Change	-1.00%
bing	
Oct 1, 2020 - Oct 31, 2020	16
Sep 1, 2020 - Sep 30, 2020	20
% Change	-20.00%
forms.ministryforms.net	
Oct 1, 2020 - Oct 31, 2020	8
Sep 1, 2020 - Sep 30, 2020	0
% Change	100.00%
yahoo	

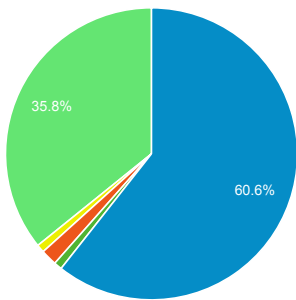
Unique Visitors by Mobile (Including...

- Apple iPhone
- Samsung SM-N960U Galaxy Note9
- Samsung SM-A205U Galaxy A20
- Samsung SM-G975U Galaxy S10+
- AT&T U304AA Emblem Radiant
- Other

Oct 1, 2020 - Oct 31, 2020



Sep 1, 2020 - Sep 30, 2020



Unique Visitors by Page

Page	Users
/	
Oct 1, 2020 - Oct 31, 2020	764
Sep 1, 2020 - Sep 30, 2020	794
% Change	-3.78%
/coh/	
Oct 1, 2020 - Oct 31, 2020	388
Sep 1, 2020 - Sep 30, 2020	0
% Change	100.00%
/services/	
Oct 1, 2020 - Oct 31, 2020	322
Sep 1, 2020 - Sep 30, 2020	296
% Change	8.78%
/patient-applications-2/	
Oct 1, 2020 - Oct 31, 2020	152
Sep 1, 2020 - Sep 30, 2020	150
% Change	1.33%
/contact/	
Oct 1, 2020 - Oct 31, 2020	115
Sep 1, 2020 - Sep 30, 2020	116
% Change	-0.86%
/directors-staff/	
Oct 1, 2020 - Oct 31, 2020	73
Sep 1, 2020 - Sep 30, 2020	79

Oct 1, 2020 - Oct 31, 2020	7
Sep 1, 2020 - Sep 30, 2020	4
% Change	75.00%
m.facebook.com	
Oct 1, 2020 - Oct 31, 2020	6
Sep 1, 2020 - Sep 30, 2020	4
% Change	50.00%
needymeds.org	
Oct 1, 2020 - Oct 31, 2020	5
Sep 1, 2020 - Sep 30, 2020	4
% Change	25.00%
duckduckgo	
Oct 1, 2020 - Oct 31, 2020	3
Sep 1, 2020 - Sep 30, 2020	2
% Change	50.00%
elocallink.tv	
Oct 1, 2020 - Oct 31, 2020	2
Sep 1, 2020 - Sep 30, 2020	0
% Change	100.00%
garlandchamber.com	
Oct 1, 2020 - Oct 31, 2020	2
Sep 1, 2020 - Sep 30, 2020	0
% Change	100.00%

% Change	-7.59%
/coh-info/	
Oct 1, 2020 - Oct 31, 2020	65
Sep 1, 2020 - Sep 30, 2020	0
% Change	100.00%
/patient-resources/	
Oct 1, 2020 - Oct 31, 2020	54
Sep 1, 2020 - Sep 30, 2020	50
% Change	8.00%
/about/	
Oct 1, 2020 - Oct 31, 2020	53
Sep 1, 2020 - Sep 30, 2020	60
% Change	-11.67%
/volunteer/	
Oct 1, 2020 - Oct 31, 2020	51
Sep 1, 2020 - Sep 30, 2020	53
% Change	-3.77%