

Hope Dashboard

Apr 1, 2021 - Apr 30, 2021
Compare to: Mar 1, 2021 - Mar 31, 2021

All Users
+0.00% Sessions

Unique Visitors

Apr 1, 2021 - Apr 30, 2021

868
% of Total: 100.00% (868)



Mar 1, 2021 - Mar 31, 2021

1,098
% of Total: 100.00% (1,098)



Organic Searches

Apr 1, 2021 - Apr 30, 2021

430
% of Total: 100.00% (430)



Mar 1, 2021 - Mar 31, 2021

693
% of Total: 100.00% (693)



Avg. Time on Page

Apr 1, 2021 - Apr 30, 2021

00:01:25
Avg for View: 00:01:25 (0.00%)



Mar 1, 2021 - Mar 31, 2021

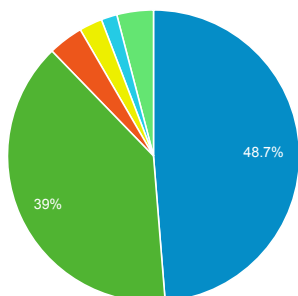
00:00:59
Avg for View: 00:00:59 (0.00%)



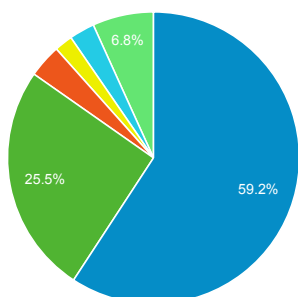
Visits by Browser

Chrome Safari Edge
Firefox Internet Explorer
Other

Apr 1, 2021 - Apr 30, 2021



Mar 1, 2021 - Mar 31, 2021



Bounce Rate

Apr 1, 2021 - Apr 30, 2021

42.82%
Avg for View: 42.82% (0.00%)



Mar 1, 2021 - Mar 31, 2021

35.52%
Avg for View: 35.52% (0.00%)



Unique PageViews

Apr 1, 2021 - Apr 30, 2021

2,385
% of Total: 100.00% (2,385)



Mar 1, 2021 - Mar 31, 2021

2,529
% of Total: 100.00% (2,529)



New Visits

Apr 1, 2021 - Apr 30, 2021

868
% of Total: 100.00% (868)



Mar 1, 2021 - Mar 31, 2021

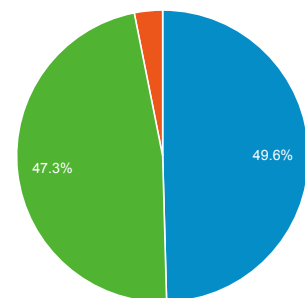
1,098
% of Total: 100.00% (1,098)



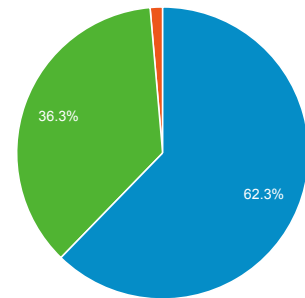
Unique Visitors by Traffic Type

organic direct referral

Apr 1, 2021 - Apr 30, 2021



Mar 1, 2021 - Mar 31, 2021



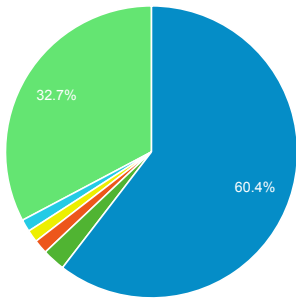
Unique Visitors by Source

Source	Users
(direct)	
Apr 1, 2021 - Apr 30, 2021	439
Mar 1, 2021 - Mar 31, 2021	422
% Change	4.03%
google	
Apr 1, 2021 - Apr 30, 2021	416
Mar 1, 2021 - Mar 31, 2021	680
% Change	-38.82%
bing	
Apr 1, 2021 - Apr 30, 2021	25
Mar 1, 2021 - Mar 31, 2021	17
% Change	47.06%
baidu	
Apr 1, 2021 - Apr 30, 2021	13
Mar 1, 2021 - Mar 31, 2021	14
% Change	-7.14%
m.facebook.com	

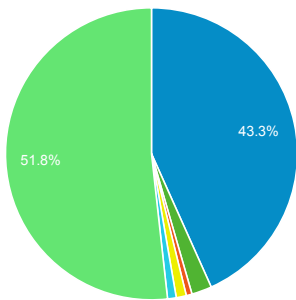
Unique Visitors by Mobile (Including...

- Apple iPhone
- Huawei EML-AL00 P20
- Samsung SM-G973U Galaxy S10
- LG LM-Q730 Stylo 6
- Samsung SM-G960U Galaxy S9
- Other

Apr 1, 2021 - Apr 30, 2021



Mar 1, 2021 - Mar 31, 2021



Unique Visitors by Page

Page	Users
/	
Apr 1, 2021 - Apr 30, 2021	767
Mar 1, 2021 - Mar 31, 2021	1,049
% Change	-26.88%
/services/	
Apr 1, 2021 - Apr 30, 2021	269
Mar 1, 2021 - Mar 31, 2021	270
% Change	-0.37%
/patient-applications-2/	
Apr 1, 2021 - Apr 30, 2021	237
Mar 1, 2021 - Mar 31, 2021	216
% Change	9.72%
/contact/	
Apr 1, 2021 - Apr 30, 2021	178
Mar 1, 2021 - Mar 31, 2021	157
% Change	13.38%
/directors-staff/	
Apr 1, 2021 - Apr 30, 2021	82
Mar 1, 2021 - Mar 31, 2021	63
% Change	30.16%
/patient-resources/	
Apr 1, 2021 - Apr 30, 2021	54
Mar 1, 2021 - Mar 31, 2021	62

Apr 1, 2021 - Apr 30, 2021	8
Mar 1, 2021 - Mar 31, 2021	0
% Change	100.00%
needymeds.org	
Apr 1, 2021 - Apr 30, 2021	7
Mar 1, 2021 - Mar 31, 2021	4
% Change	75.00%
yahoo	
Apr 1, 2021 - Apr 30, 2021	4
Mar 1, 2021 - Mar 31, 2021	8
% Change	-50.00%
duckduckgo	
Apr 1, 2021 - Apr 30, 2021	2
Mar 1, 2021 - Mar 31, 2021	3
% Change	-33.33%
facebook.com	
Apr 1, 2021 - Apr 30, 2021	2
Mar 1, 2021 - Mar 31, 2021	0
% Change	100.00%
garlandtx.gov	
Apr 1, 2021 - Apr 30, 2021	2
Mar 1, 2021 - Mar 31, 2021	2
% Change	0.00%

% Change	-12.90%
/volunteer/	
Apr 1, 2021 - Apr 30, 2021	54
Mar 1, 2021 - Mar 31, 2021	49
% Change	10.20%
/about/	
Apr 1, 2021 - Apr 30, 2021	45
Mar 1, 2021 - Mar 31, 2021	45
% Change	0.00%
/covid/	
Apr 1, 2021 - Apr 30, 2021	32
Mar 1, 2021 - Mar 31, 2021	46
% Change	-30.43%
/behavioral-health-resource-library/	
Apr 1, 2021 - Apr 30, 2021	31
Mar 1, 2021 - Mar 31, 2021	30
% Change	3.33%